

## Parents guide to School Gateway Web

### Account activation

Navigate to [www.schoolgateway.com](http://www.schoolgateway.com)

Select the **New user** tab

The screenshot shows the School Gateway website interface. At the top, the logo 'Schoolgateway' is displayed with the tagline 'Keeping up with what's going on at school is easier than ever'. Below the logo is a navigation bar with icons for various features: PAY, MESSAGES, TIMETABLE, BEHAVIOUR, ACHIEVEMENT, ATTENDANCE, ABOUT ME, and PUPIL PREMIUM. The main content area has two tabs: 'EXISTING USER' and 'NEW USER'. The 'NEW USER' tab is selected, and the login form is visible. It includes an 'EMAIL ADDRESS' field with a note: 'The email address that you enter must match the one registered with your school(s)'. Below this is a 'PIN' field and a 'LOGIN' button. A link for 'Forgotten your PIN?' is also present. Below the login form, there are three promotional banners. The first is for 'SCHOOL GATEWAY MOBILE', featuring a hand holding a smartphone and text stating 'School Gateway is just a touch away. Get the app.' with 'Available on the App Store' and 'ANDROID APP ON Google play' logos. The second banner asks 'Are you a school that would like to use School Gateway?' with a 'FIND OUT MORE' button and an image of a woman at a laptop. The third banner at the bottom states 'USED BY OVER 2,000 SCHOOLS ACROSS THE UK'. At the very bottom, there are logos for VISA, MasterCard, and Maestro, along with a footer containing 'Schoolgateway | Terms & Conditions | Accessibility | Privacy & Cookie Policy | Sitemap'.

Enter your email address and mobile number that is registered with the school

help ?

# Schoolgateway

Keeping up with what's going on at school is easier than ever

PAY MESSAGES TIMETABLE BEHAVIOUR ACHIEVEMENT ATTENDANCE ABOUT ME PUPIL PREMIUM

EXISTING USER NEW USER

Please enter the email address and mobile number that your school(s) contact you on and press the 'Send PIN' button. You will then be sent a new PIN number by text message.

EMAIL ADDRESS

MOBILE  SEND PIN

 **SCHOOL GATEWAY MOBILE**  
School Gateway is just a touch away. Get the app.

Available on the App Store

ANDROID APP ON Google play

Are you a school that would like to use School Gateway?  
FIND OUT MORE

USED BY OVER 2,000 SCHOOLS ACROSS THE UK

VISA MasterCard Maestro

Schoolgateway | Terms & Conditions | Accessibility | Privacy & Cookie Policy | Sitemap

Select **Send PIN** - your 4 digit PIN will be sent via text message to your mobile phone

You will need this PIN number each time you log in so keep it safe!

### Logging in

Navigate to [www.schoolgateway.com](http://www.schoolgateway.com)

# Schoolgateway

Keeping up with what's going on at school is easier than ever



EXISTING USER

NEW USER

EMAIL ADDRESS

The email address that you enter must match the one registered with your school(s)

PIN

LOGIN

[Forgotten your PIN?](#)



## SCHOOL GATEWAY MOBILE

School Gateway is just a touch away. Get the app.



Available on the  
App Store

ANDROID APP ON  
Google play

Are you a school that would like to use School Gateway?

[FIND OUT MORE](#)



USED BY OVER 2,000 SCHOOLS ACROSS THE UK



[Schoolgateway](#) | [Terms & Conditions](#) | [Accessibility](#) | [Privacy & Cookie Policy](#) | [Sitemap](#)

Enter your email address and PIN number

## Home

Once you have logged in you will be directed to the **Home** screen

The children you are linked to will be displayed

Welcome, Evie Roberts | [Change PIN](#) | [sign out](#) | [help ?](#)


# Schoolgateway

HOME | ABOUT ME | SCHOOL DETAILS

Home

Phoebe Roberts STUDENT DETAILS ▾

Green Abbey School: Support Madeline  
Year 9  
Class 9A



**ATTENDANCE**  
72.7%  
3 Unexplained absences


**TIMETABLE**



**PAYMENTS**

**BEHAVIOUR**  
10 points

**ACHIEVEMENT**  
35 points

**PUPIL PREMIUM**  
Find out if you qualify

 **SCHOOL GATEWAY MOBILE**  
School Gateway is just a touch away. Get the app.

Available on the  

## Attendance

To view your child's attendance data select the Attendance icon from the Home page or icon from the toolbar

It will highlight in red, any unexplained absences for your child/children.

Welcome, Evie Roberts | [Change PIN](#) | [sign out](#) | [help ?](#)

# Schoolgateway

HOME | ABOUT ME | SCHOOL DETAILS

Home > Phoebe Roberts (9A) - Attendance

Phoebe Roberts (9A) STUDENT DETAILS

Attendance:	72.7%
Explained Absences:	0.0%
Unexplained Absences:	27.3%

**Green Abbey School**

ADVISE OF FUTURE ABSENCE

<b>5 March 2014</b> All Day	EXPLAIN
<b>26 February 2014</b> All Day	EXPLAIN

**SCHOOL GATEWAY MOBILE**  
School Gateway is just a touch away. Get the app.

Available on the **App Store** | **ANDROID APP ON Google play**

To explain an unexplained absence click Explain, next to the absence.

EXPLAIN ABSENSE X

TO: Green Abbey School:

Phoebe Roberts (9A) was absent on 4 March 2014 because << reason >>

SEND

Click into the white box and type the explanation - be sure to include the name of your child/children and the date(s) of the absence.

If you have more than one absence to explain, include all dates of any absences that need explaining in your message.

Click **Send** to send your explanation to the school.

If you need to let the school know of any future absences, select the Advise of future absence button

Welcome, Evie Roberts | [Change PIN](#) | [sign out](#) | [help ?](#)

# Schoolgateway

HOME ABOUT ME SCHOOL DETAILS

Home > Phoebe Roberts (9A) - Attendance

Phoebe Roberts (9A) STUDENT DETAILS ▾

Attendance:	72.7%
Explained Absences:	0.0%
Unexplained Absences:	27.3%

**Green Abbey School**

[ADVISE OF FUTURE ABSENCE](#)

**5 March 2014**  
All Day [EXPLAIN](#)

**26 February 2014**  
All Day [EXPLAIN](#)

**SCHOOL GATEWAY MOBILE**  
School Gateway is just a touch away. Get the app.

Available on the [App Store](#) [ANDROID APP ON Google play](#)

Click into the white box and type in the details of the absence, including your child's name, date of absence and reason for absence

ADVISE FUTURE ABSENCE X

TO: Green Abbey School:

Phoebe Roberts (9A) will be absent on << date >> because << reason >>

[SEND](#)

Click Send to submit the information to the school

### Timetable

To view your child's timetable for the next 10 school days select the Timetable icon from the Home page or icon from the toolbar

# Schoolgateway

Home > Phoebe Roberts (9A) - Timetable



Phoebe Roberts (9A)



STUDENT DETAILS ▾

## Timetable

Space for School Logo if populated

### Monday, 10 March 2014

<b>French</b>	<b>09:15</b>
J Lebon	Language Room 7
Mon:1	11x/Fr2
<b>Business Studies</b>	<b>10:15</b>
P Hall	Business Studies 2
Mon:2	11C/Bs1
<b>Science</b>	<b>11:35</b>
S Andrews	Science Lab 9
Mon:3	11x/Sc3
<b>Mathematics</b>	<b>12:35</b>
F Burton	Maths Room 3
Mon:4	11x/Ma3
<b>English</b>	<b>14:30</b>
J Sinclair	English Room 6
Mon:5	11x/En3

### Tuesday, 11 March 2014

<b>Science</b>	<b>09:15</b>
S Andrews	Science Lab 9
Tue:1	11x/Sc3
<b>French</b>	<b>10:15</b>
J Lebon	Language Room 7
Tue:2	11x/Fr2
<b>CDT:Des &amp; Com</b>	<b>11:35</b>
E Waters	Technology 2
Tue:3	11A/Dc1
<b>Mathematics</b>	<b>12:35</b>
F Burton	Maths Room 3
Tue:4	11x/Ma3
<b>Physical Ed</b>	<b>14:30</b>
B Kinross	Gym
Tue:5	11x/Pe3

### Wednesday, 12 March 2014

<b>Science</b>	<b>09:15</b>
S Andrews	Science Lab 9
Wed:1	11x/Sc3
<b>Science</b>	<b>10:15</b>
S Andrews	Science Lab 9
Wed:2	11x/Sc3
<b>CDT:Des &amp; Com</b>	<b>11:35</b>
E Waters	Technology 2
Wed:3	11A/Dc1
<b>CDT:Des &amp; Com</b>	<b>12:35</b>
E Waters	Technology 2
Wed:4	11A/Dc1
<b>English</b>	<b>14:30</b>
J Sinclair	English Room 6
Wed:5	11x/En3

### Thursday, 13 March 2014

<b>Business Studies</b>	<b>09:15</b>
P Hall	Business Studies 2
Thu:1	11C/Bs1
<b>Business Studies</b>	<b>10:15</b>
P Hall	Business Studies 2
Thu:2	11C/Bs1
<b>Geography</b>	<b>11:35</b>
A Simmons	Humanities Room 1
Thu:3	11B/Gg1
<b>Geography</b>	<b>12:35</b>
A Simmons	Humanities Room 1
Thu:4	11B/Gg1

### Friday, 14 March 2014

<b>Religious Ed</b>	<b>09:15</b>
A Blacker	Humanities Room 2
Fri:1	11x/Re3
<b>Mathematics</b>	<b>10:15</b>
F Burton	Maths Room 3
Fri:2	11x/Ma3
<b>Geography</b>	<b>11:35</b>
A Simmons	Humanities Room 1
Fri:3	11B/Gg1
<b>French</b>	<b>12:35</b>
J Lebon	Language Room 7
Fri:4	11x/Fr2

### Monday, 17 March 2014

<b>French</b>	<b>09:15</b>
J Lebon	Language Room 7
Mon:1	11x/Fr2
<b>Business Studies</b>	<b>10:15</b>
P Hall	Business Studies 2
Mon:2	11C/Bs1
<b>Science</b>	<b>11:35</b>
S Andrews	Science Lab 9
Mon:3	11x/Sc3
<b>Mathematics</b>	<b>12:35</b>
F Burton	Maths Room 3
Mon:4	11x/Ma3

## Payments

To view and/or make a payment select the Payments icon from the Home page or icon from the toolbar

Green Abbey School **Schoolgateway** Help  
Evie Roberts [Sign out](#)

- [Home](#)
[Make a Payment](#)
[Lunch money](#)
[Payment History](#)

**Items available for payment**

Please select the item(s) you wish to pay for:

School Fund

Select	Description	School member	Inst.	Due date	Amount
<input type="checkbox"/>	Bus Fares	Phoebe Roberts	1/1	17-01-2014	£ 10.00

School General

Select	Description	School member	Inst.	Due date	Amount
<input type="checkbox"/>	Dinner Money	Phoebe Roberts	1/1	17-02-2014	£

[View my basket >>](#)

Tick the **Select** tick box next to the item you wish to pay for

Green Abbey School **Schoolgateway** Help  
Evie Roberts [Sign out](#)

- [Home](#)
[Make a Payment](#)
[Lunch money](#)
[Payment History](#)

**Items available for payment**

Please select the item(s) you wish to pay for:

School Fund

Select	Description	School member	Inst.	Due date	Amount
<input type="checkbox"/>	Bus Fares	Phoebe Roberts	1/1	17-01-2014	£ 10.00

School General

Select	Description	School member	Inst.	Due date	Amount
<input checked="" type="checkbox"/>	Dinner Money	Phoebe Roberts	1/1	17-02-2014	£ 25.00

[View my basket >>](#)

Parental consent or a comment may be required

Tick the **Parental consent (required)** box if you are happy to give consent

Enter your comment in the **Comment** box if required

To continue, choose another item to pay or if you have finished click the **View my basket** button

You will be shown a summary of your payment

The screenshot shows the Schoolgateway interface for Green Abbey School. At the top, there is a teal header with the school logo and name on the left, the 'Schoolgateway' logo in the center, and a user profile for 'Evie Roberts' with a 'Sign out' link on the right. Below the header are four navigation buttons: 'Home', 'Make a Payment', 'Lunch money', and 'Payment History'. The main content area is titled 'Payment summary' and includes a shopping cart icon. It contains a message: 'Please find below a summary of the payment you are about to make'. Below this is a table with the following data:


Description	School member	Consent	Comment	Amount
Dinner Money (1/1)	Phoebe Roberts	<input type="checkbox"/>		£ 10.00
Total amount				£10.00


At the bottom right of the summary box are two buttons: '<< Back to payments' and 'Checkout >>'.

To return to the items available for payment select **Back to payments**

To proceed with your payment select **Checkout**

You will be shown the transaction details and will be asked to select the payment method you wish to use



sage pay 

### Transaction Details

To Pay For : **This transaction will appear on your card statement as ISUZ/SchoolGateway**

Amount : **15.00 GBP**

### Select Payment Method

Please click below to select the type of card you wish to use.



Please only click the cancel button below if you intend to abort this payment process.

Cancel

[FAQs](#)

 If your browser is not showing the secure padlock on your screen click on this padlock.

Enter your card details and cardholder information




sage pay 

### Transaction Details

To Pay For : **This transaction will appear on your card statement as ISUZ/SchoolGateway**

Amount : **15.00 GBP**

### Enter Card Details

Card Number*	<input type="text"/>	(enter without spaces)
Payment type	Visa Debit / Delta	
Firstname:*	<input type="text" value="Evie"/>	(name as it appears on card)
Surname:*	<input type="text" value="Roberts"/>	(name as it appears on card)
Valid From	Month: <input type="text"/> Year: <input type="text"/>	(if not present, leave blank)
Expiry date*	Month: <input type="text"/> Year: <input type="text"/>	
Security Code*	<input type="text"/>	

Back      Proceed

Cancel

[FAQs](#)

 If your browser is not showing the secure padlock on your screen click on this padlock.

To complete your payment click the **Proceed** button

To cancel the payment and return to School Gateway, click **Cancel**

You may be redirected to a security screen. This will be Verified by Visa or MasterCard SecureCode depending on your card type

When your payment is authorised the transaction details will be displayed

To print your payment summary, click **Print**

Select **Complete Payment**. You will then be returned to the School Gateway where you will be shown the Payment transaction details

You will receive an email confirming the details of your transaction

The screenshot shows the School Gateway interface for Green Abbey School. The header includes the school logo, the name 'Green Abbey School', the 'Schoolgateway' logo, and a user profile for 'Evie Roberts' with a 'Sign out' link. Below the header are navigation buttons for 'Home', 'Make a Payment', 'Lunch money', and 'Payment History'. The main content area is titled 'Payment transaction details' and includes a message: 'Thank you for your payment. Please find confirmation of the details below:'. A table displays the transaction details:

Description	Instalment	School member	Consent	Comment	Amount
Dinner Money	1/1	Phoebe Roberts	<input type="checkbox"/>		£ 10.00
Total amount					£10.00

Below the table is an information box with a blue 'i' icon: 'Your request has been successful. If you made a card payment a receipt will be sent to madelinega@schoolcomms.com'. At the bottom of the main content area is a button labeled 'Back to the payments page'.

To return to the list of payment items available to you, select **Back to the payments page**

### Lunch money

Select **Lunch money** to view or top up your child's lunch money account

Green Abbey School **Schoolgateway** Help  
Evie Roberts Sign out

- Home
- Make a Payment
- Lunch money
- Payment History

**View balances and purchase history**

**Balances**

School member	School	Balance	Last updated		
Phoebe Roberts	Green Abbey School: Support Madeline (PL16 0LB)	£0.00	10/03/2014 10:05	<a href="#">View purchase history...</a>	<a href="#">Top up</a>

\* Please note that the information on this page may not be updated immediately following a payment or a purchase

Click **Top up** to add funds to your child’s lunch money account

You will be redirected to the **Make a Payment** screen

Select the Dinner money item and enter the amount you wish to pay

Green Abbey School **Schoolgateway** Help  
Evie Roberts Sign out

- Home
- Make a Payment
- Lunch money
- Payment History

**Items available for payment**

Please select the item(s) you wish to pay for:

School Fund

Select	Description	School member	Inst.	Due date	Amount
<input type="checkbox"/>	Bus Fares	Phoebe Roberts	1/1	17-01-2014	£ 10.00

School General

Select	Description	School member	Inst.	Due date	Amount
<input checked="" type="checkbox"/>	Dinner Money	Phoebe Roberts	1/1	17-02-2014	£ 25.00

[View my basket >>](#)

To continue, choose another item to pay for, or if you have finished select **View my basket**

You will be shown a summary of your payment

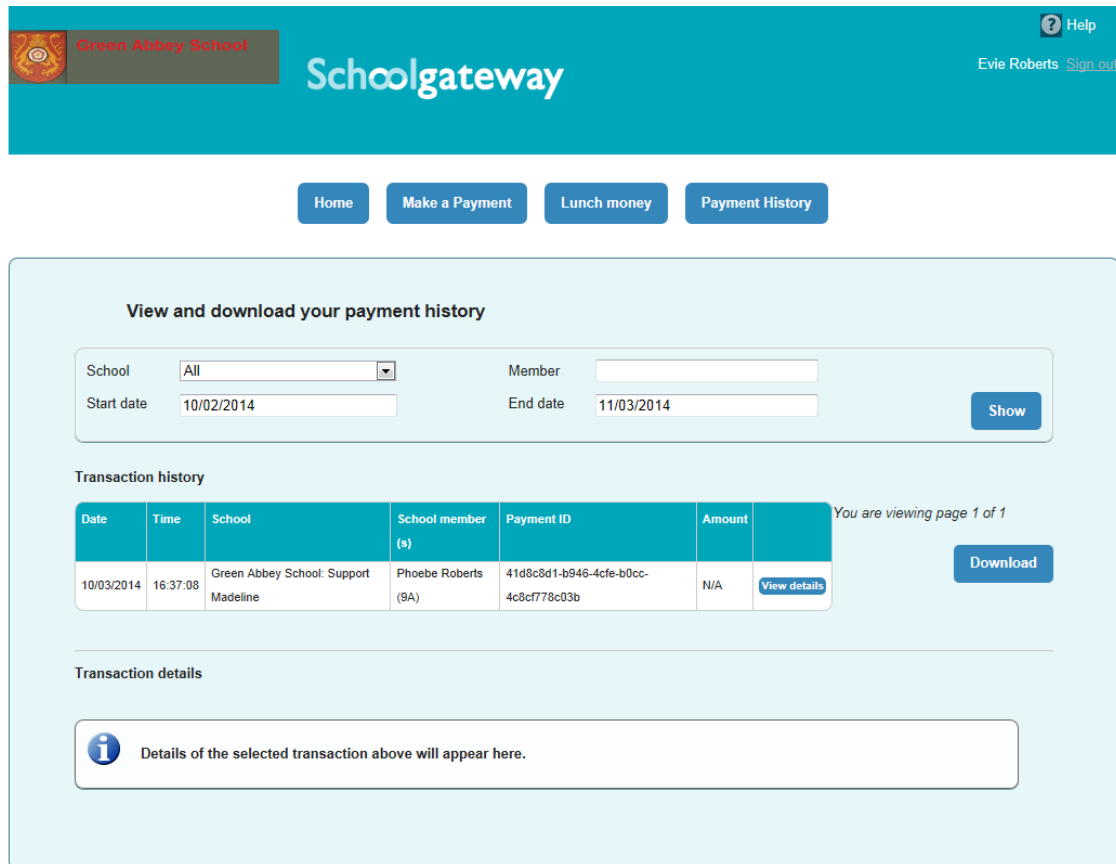
To return to the items available for payment select **Back to payments**

To proceed with your payment, select **Checkout**

### Payment History

Select **Payment History** from the menu to view and download your payment history

Your transaction history will be listed



**View and download your payment history**


School:  Member:   
 Start date:  End date:  [Show](#)

**Transaction history**

Date	Time	School	School member (s)	Payment ID	Amount	
10/03/2014	16:37:08	Green Abbey School: Support Madeline	Phoebe Roberts (9A)	41d8c8d1-b946-4cfe-b0cc-4c8cf778c03b	N/A	<a href="#">View details</a>

You are viewing page 1 of 1 [Download](#)

**Transaction details**

 Details of the selected transaction above will appear here.

Narrow your transaction history by using the search options:

- Select a school if you are registered to multiple schools
- If you are registered to more than one child, narrow your search by entering the student's name
- Select a start date and/or end date of when a payment was made

Select **Show** to run the search

Green Abbey School **Schoolgateway** Help  
Evie Roberts [Sign out](#)

- [Home](#)
[Make a Payment](#)
[Lunch money](#)
[Payment History](#)

**View and download your payment history**

School:  Member:   
 Start date:  End date:  [Show](#)

**Transaction history**

Date	Time	School	School member (s)	Payment ID	Amount	
10/03/2014	16:37:08	Green Abbey School: Support Madeline	Phoebe Roberts (9A)	41d8c8d1-b946-4cfe-b0cc-4c8cf778c03b	N/A	<a href="#">View details</a>

You are viewing page 1 of 1 [Download](#)

**Transaction details**

Description	Payment for	Instalment	Amount	Payment type	Consent given	Comment
Dinner Money	Phoebe Roberts	1/1	£10.00	Online transaction	<input type="checkbox"/>	

To view details of a transaction select **View details**

Details of the transaction will be shown at the bottom of the screen in Transaction details

To save a copy of your payment history click the **Download** button

### Behaviour

To view any new or past behaviour incidents recorded by the school for your child select the Behaviour icon on the Home menu or in the toolbar in any of the screens

Welcome, Evie Roberts | [Change PIN](#) | [sign out](#) | [help ?](#)

# Schoolgateway

HOME | ABOUT ME | SCHOOL DETAILS

Home > Phoebe Roberts (9A) - Behaviour

Phoebe Roberts (9A) STUDENT DETAILS ▾

Behaviour  
Behaviour details from: 1 September 2013 to 12 March 2014

Total Points: 10

Behaviour Details: expand all ▾

<b>Homework Issue</b> 5 March 2014	10 Points
---------------------------------------	-----------

[show incident details ▾](#)

SCHOOL GATEWAY MOBILE  
School Gateway is just a touch away. Get the app.

Available on the App Store | [ANDROID APP ON Google play](#)

New behaviour incidents will be highlighted in red

To view more details about the behaviour incident click the **show incident details** drop down arrow under the relevant behaviour incident

Welcome, Evie Roberts | [settings](#) | [sign out](#) | [help ?](#)

# Schoolgateway

HOME | ABOUT ME | SCHOOL DETAILS

Home > Phoebe Roberts (9A) - Behaviour

Phoebe Roberts (9A) STUDENT DETAILS ▾

Behaviour  
Behaviour details from: 1 September 2013 to 10 March 2014

Total Points: 10

Behaviour Details: expand all ▾

<b>Homework Issue</b> 5 March 2014	10 Points
---------------------------------------	-----------

**Action:** Internal Exclusion  
**Comments:** This caused a real problem for the management of the class

[hide incident details ▲](#)

SCHOOL GATEWAY MOBILE  
School Gateway is just a touch away. Get the app.

Available on the App Store | [ANDROID APP ON Google play](#)

If there is more than one incident showing, you can view the details of all incidents by selecting the **Expand all** drop down arrow

## Achievement

To view any new or past achievements your child has received select the Achievements icon on the Home menu or in the toolbar in any of the screens

Welcome, Evie Roberts | [settings](#) | [sign out](#) | [help?](#)

# Schoolgateway

HOME | ABOUT ME | SCHOOL DETAILS

Home > Phoebe Roberts (9A) - Achievements

Phoebe Roberts (9A) STUDENT DETAILS ▼

## Achievements

Achievement details from: 1 September 2013 to 10 March 2014

Total Points: 35

Space for School Logo if populated

### Achievement Details: expand all ▼

<b>Musical Activity</b> 5 March 2014	10 Points <a href="#">show achievement details ▼</a>
<b>Excellent Effort</b> 5 March 2014	15 Points <a href="#">show achievement details ▼</a>
<b>Extra-curricular Activity</b> 5 March 2014	10 Points <a href="#">show achievement details ▼</a>


**SCHOOL GATEWAY MOBILE**  
School Gateway is just a touch away. Get the app.

Available on the **App Store** | **Google play**







New achievements will be highlighted in Orange

To view more details about the achievement click the **show achievement details** drop down arrow under the relevant achievement

Home > Phoebe Roberts (9A) - Achievements



Phoebe Roberts (9A)

STUDENT DETAILS ▾

**Achievements**  
Achievement details from: 1 September 2013 to 12 March 2014

**Total Points: 35**

**Musical Activity**

10 Points

5 March 2014

---

**Comments:** For brilliant progress with her Clarinet lessons

[hide achievement details ▲](#)

**Excellent Effort**

15 Points

5 March 2014

---

**Comments:** Expressed great enthusiasm in today's class

[hide achievement details ▲](#)

**Extra-curricular Activity**

10 Points

5 March 2014

[show achievement details ▼](#)



**SCHOOL GATEWAY MOBILE**  
School Gateway is just a touch away. Get the app.




To view the details of all achievements listed select the **Expand all** drop down arrow


## Pupil Premium

Pupil Premium is one of the main ways that the Government funds schools.

Your child/children may be eligible for Pupil Premium, click **Start** to complete the questionnaire and find out if your child/children qualifies.

Details of the answers you give will not be shared with anyone. If your child/children are eligible, the school will be notified with the name of your child/children and then the school can apply for extra funding. They will not be told what the eligibility is based on.

Home > Pupil Premium

Pupil Premium 

One of the main ways the Government funds schools is through "Pupil Premium". If you qualify the school could get an additional £1900 every year to improve the education of your child.

You must apply for the school to get this funding. Answer these questions to find out if you qualify. None of your answers are shared with the school, only the end result.

[Start](#)


 **SCHOOL GATEWAY MOBILE**  
School Gateway is just a touch away. Get the app.

 Available on the App Store  Android App on Google play

## About Me

To view the contact details the school holds for you, select the **About Me** link on the menu at the top of the screen

If any of your details are incorrect you can inform the school by clicking the **Change Details** button

**CHANGE DETAILS** 

TO: Green Abbey School:

[SEND](#)

Click into the white box and enter your up to date details, to submit these to the school click **Send**

## School Details

The School Details screen will show information about the school, including their website

Welcome, Evie Roberts | [Change PIN](#) | [sign out](#) | [help ?](#)

# Schoolgateway


HOME | ABOUT ME | SCHOOL DETAILS

Home > School Details

## Green Abbey School: Support Madeline

**Website:** [www.greenabbeyschool.co.uk](http://www.greenabbeyschool.co.uk)

**Details:** Headteacher- Mr J Bloggs 1 Green Road Green Abbey Common Greenfields GR1 1EN 01234 567890



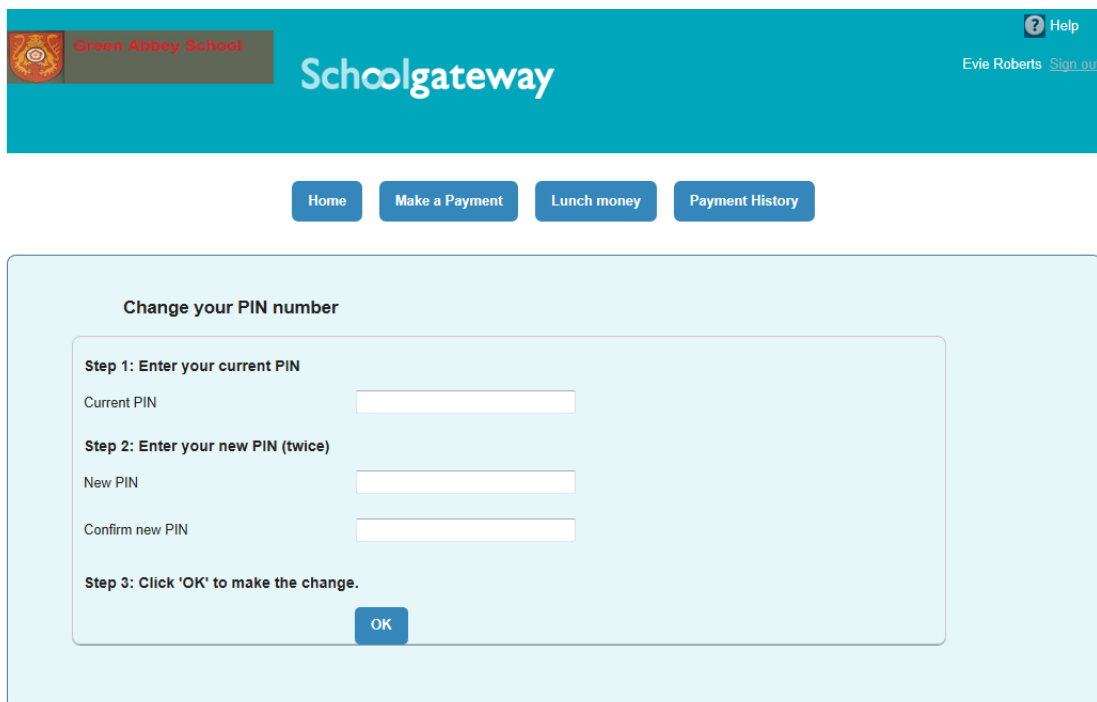
**Green Abbey School**

**SCHOOL GATEWAY MOBILE**  
School Gateway is just a touch away. Get the app.

Available on the **App Store** | **ANDROID APP ON Google play**

## Changing your PIN

If you would like to change your PIN number go to **Settings** in the top right corner of the screen



The screenshot shows the Schoolgateway mobile app interface. At the top, there is a header with the Green Abbey School logo, the text 'Schoolgateway', and a user profile for 'Evie Roberts' with a 'Help' icon and a 'Sign out' link. Below the header are four navigation buttons: 'Home', 'Make a Payment', 'Lunch money', and 'Payment History'. The main content area is titled 'Change your PIN number' and contains three steps:

- Step 1: Enter your current PIN**  
Current PIN
- Step 2: Enter your new PIN (twice)**  
New PIN   
Confirm new PIN
- Step 3: Click 'OK' to make the change.**

Enter your current PIN

Enter your new PIN and again to confirm it

Select **OK** to save your new PIN

## Resetting your PIN

To reset your PIN, select the **Forgotten your PIN** link on the login screen

# Schoolgateway

Keeping up with what's going on at school is easier than ever



PAY



MESSAGES



TIMETABLE



BEHAVIOUR



ACHIEVEMENT



ATTENDANCE



ABOUT ME



PUPIL PREMIUM

EXISTING USER

NEW USER

EMAIL ADDRESS

The email address that you enter must match the one registered with your school(s)

PIN

LOGIN

[Forgotten your PIN?](#)



## SCHOOL GATEWAY MOBILE

School Gateway is just a touch away. Get the app.



Available on the  
App Store

ANDROID APP ON  
Google play


Are you a school that would like to use School Gateway?

[FIND OUT MORE](#)



USED BY OVER 2,000 SCHOOLS ACROSS THE UK



 Please enter the email address and mobile number that your school(s) contact you on and press the 'Send PIN' button. You will then be sent a new PIN number by text message.

**Step 1: Enter your email address and mobile number**

Email Address:

Mobile Number:

**Step 2: Send me a new PIN**

Enter your email address and the mobile number that is registered with the school and select **Send PIN**

A new PIN will be sent by text message to your mobile phone